




SH-20.4/8/16




Main features

- Level switch: 1 (unmanaged).
- UpLink ports: 2 x 10/100Base-TX / 8P8C Auto-MDI / MDI-X.
- PoE ports: 4 x 10/100Base-TX, 8P8C Auto-MDI / MDI-X (IEEE 802.3af).
- The method of supplying power to the ports with PoE: Type B.
- Maximum power on each port with PoE: 15.4 W.
- The maximum cable length when connecting to ports with PoE: 100 meters.
- Power supply: External 48 V 1.25 A (included).
- Dimensions: 118 × 95 × 28 mm.



POE SWITCH

SH-20.4



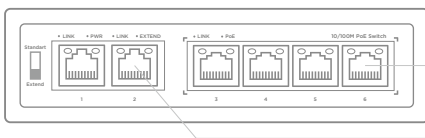
Full User Manual
wiki.bas-ip.com

Device description

10/100Base-TX unmanaged PoE switch for connecting network devices supporting Power over Ethernet technology.

4 x PoE IEEE802.3af ports, 2 x 10/100M Uplink ports.

Appearance



- 1 - PoE port.
- 2 - Uplink port.

Completeness check of the product

Before installation of the switch, it is necessary to check that it is complete and all components are available.

The switch kit includes:

Switch	1 pc
Corner fastener for surface mount	2 pcs
Mounting screws	4 pcs
Instruction	1 pc
Power supply	1 pc
Power cord	1 pc



Main features

- Level switch: 1 (unmanaged).
- UpLink ports: 2 x 10/100Base-TX / 8P8C Auto-MDI / MDI-X.
- PoE ports: 8 x 10/100Base-TX, 8P8C Auto-MDI / MDI-X (IEEE 802.3af).
- The method of supplying power to the ports with PoE: Type B.
- Maximum power on each port with PoE: 15.4 W.
- The maximum cable length when connecting to ports with PoE: 100 meters.
- Power supply: External 48 V 3 A (included).
- Dimensions: 190.5 × 105 × 29 mm.

POE SWITCH

SH-20.8



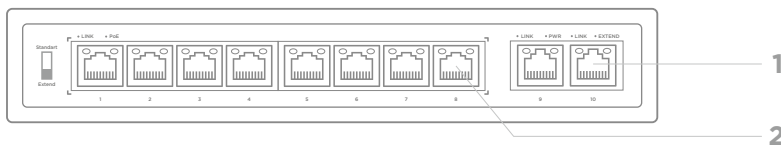
Full User Manual
wiki.bas-ip.com

Device description

10/100Base-TX unmanaged PoE switch for connecting network devices supporting Power over Ethernet technology.

8 x PoE IEEE802.3af ports, 2 x 10/100M Uplink ports.

Appearance



- 1 - UpLink port.
2 - PoE port.

Completeness check of the product

Before installation of the switch, it is necessary to check that it is complete and all components are available.

The switch kit includes:

Switch	1 pc
Corner fastener for surface mount	2 pcs
Mounting screws	4 pcs
Instruction	1 pc
Power supply	1 pc
Power cord	1 pc


Main features

- Level switch: 1 (unmanaged).
- UpLink ports: 2 x 10/100Base-TX / 1000Base-T, 8P8C Auto-MDI / MDI-X.
- PoE ports: 16 x 10/100Base-TX, 8P8C Auto-MDI / MDI-X (IEEE 802.3af).
- The method of supplying power to the ports with PoE: Type B.
- Maximum power on each port with PoE: 15.4 W.
- The maximum cable length when connecting to ports with PoE: 100 meters.
- Power supply: Internal.
- Dimensions: 270 × 181 × 44.5 mm.



POE SWITCH

SH-20.16



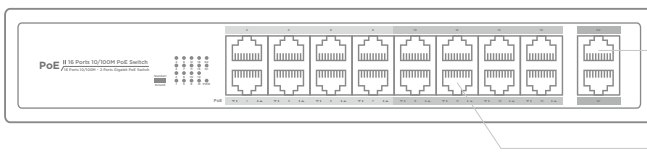
Full User Manual
wiki.bas-ip.com

Device description

10/100Base-TX unmanaged PoE switch for connecting network devices supporting Power over Ethernet technology.

16 x PoE IEEE802.3af ports, 2 x 10/100M/1000M Uplink ports.

Appearance



- 1 - UpLink port.
- 2 - PoE port.

Completeness check of the product

Before installation of the switch, it is necessary to check that it is complete and all components are available.

The switch kit includes:

Switch	1 pc
Corner fastener for surface mount	2 pcs
Mounting screws	8 pcs
Instruction	1 pc
Power cord	1 pc

Warranty

The warranty card number _____

Model name _____

Serial number _____

Seller name _____

With following stated terms of warranty is familiar, functional test was performed in my presence:

Customer signature _____

Warranty conditions

The warranty period of the product — 36 (thirty-six) months from the date of sale.

- Transportation of product must be in its original packaging or supplied one by the seller.
- The product is accepted in warranty repair only with a properly filled warranty card and the presence of intact stickers or labels.
- The product is accepted for examination in accordance with the cases provided by law, only in the original packaging, in a full complete set, appearance corresponding to the new equipment and presence of all relevant properly filled documents.
- This warranty is in addition to the constitutional and other consumer rights and in no way restrict them.

Terms of warranty

- The warranty card must indicate the name of the model, serial number, purchase date, name of the seller, seller company stamp and the customer's signature.
- Delivery to the warranty repair is carried out by the buyer himself.
- Warranty repairs carried out only during the warranty period specified in the warranty card.
- The service center is committed to do everything possible to carry out the repair warranty products, up to 24 working days. The period spent on the restoration of product functionality is added to the warranty period.



www.bas-ip.com