

G3310P-8-150W

8GE+2SFP Cloud Managed PoE Switch

G3310P-8-150W

8GE+2SFP Cloud Managed PoE Switch

Products Description


G3310P-8-150W is a smart cloud management PoE switch designed by IP-COM. It provides 8 gigabit PoE ports and 2 SFP ports, supports IEEE 802.3af/at standards, and can smartly identify powered devices. The maximum output power of a single port is 30W and the power of the whole switch is 150W. It supports IMS Cloud, web UI, and IP-COM IMS app management, making network maintenance more efficient, after-sales cost lower, and management and configuration simpler. It is an ideal choice for video surveillance and wireless networking in such scenarios as small and medium-sized enterprises, hotels, schools, and parks.



Key Feature

- Compliance with IEEE 802.3, IEEE 802.3u, IEEE 802.3ab, IEEE 802.3x, IEEE 802.3z, IEEE 802.1p/q/w/d, and IEEE 802.3af/at standards
- 8 x 10/100/1000 Base-T Ethernet ports (Data/Power); 2 x 100/1000 Base-X SFP ports
- 8K MAC address and MAC address automatic learning
- IEEE 802.3x full-duplex flow control and half-duplex backpressure flow control
- Non-blocking line-rate forwarding for all ports
- Maximum output power of a single PoE port: 30W; Maximum output power of the whole switch: 130W
- IMS Cloud and IP-COM IMS app remote cloud management
- IEEE 802.1Q VLAN; Link aggregation; QoS; MAC address binding

Main Features



App remote management

With one-tap, you can add the device to automatically configure and bring online the switch, enabling you to check device status anytime, anywhere.



IMS Cloud management

You can remotely divide VLAN and restart PoE port, making network maintenance easier.



Smart PoE power supply

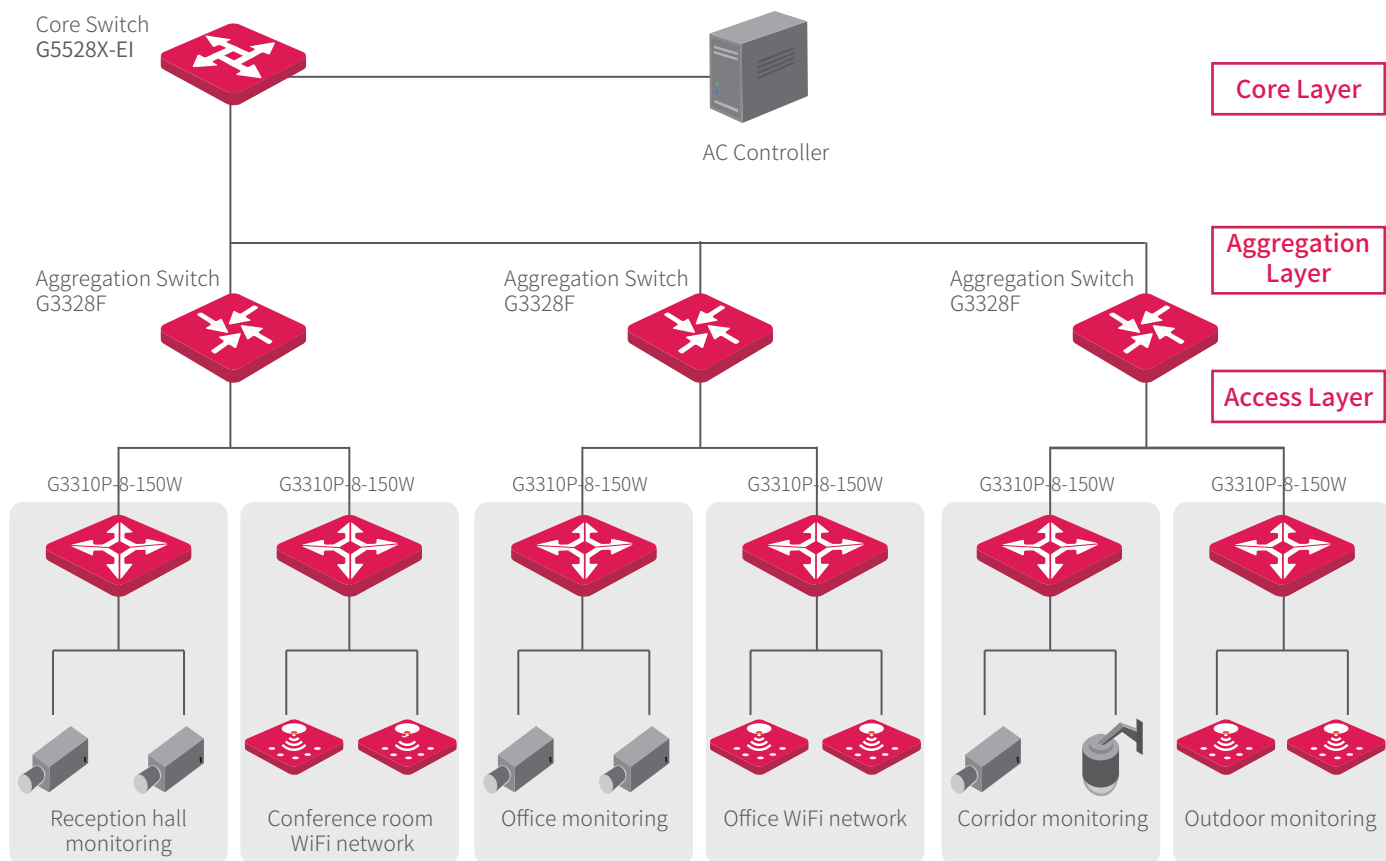
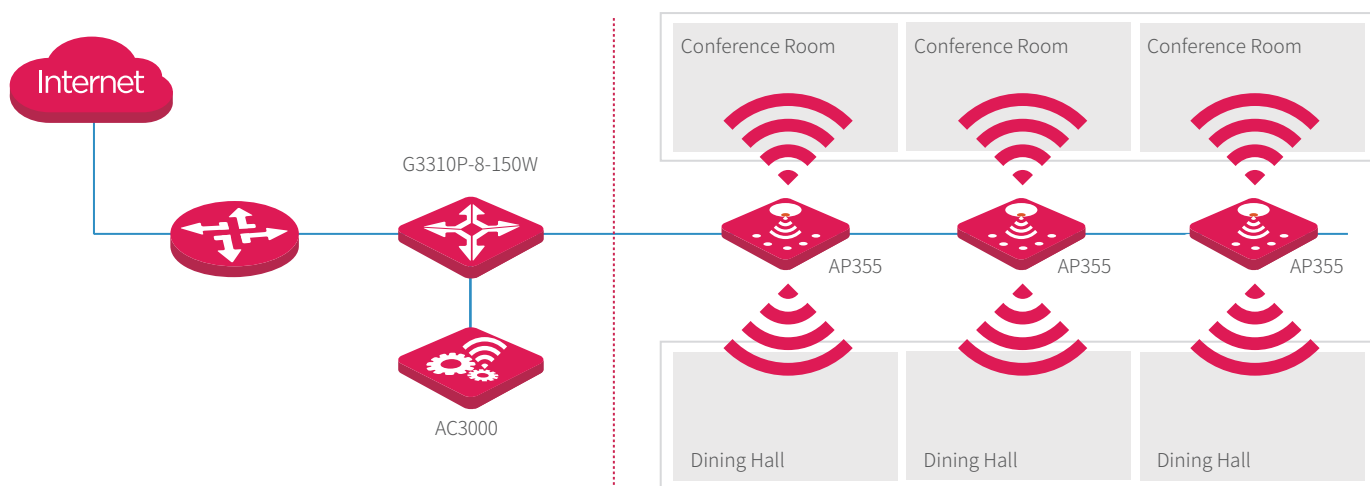
The 8 IEEE 802.3af/at gigabit PoE ports, the maximum 130W power output of the whole switch, the maximum 30W power output of a single port all guarantee a stable power supply and data transmission for such devices as HD PoE IP cameras and APs.



Various layer-2 management features

The 250-meter power supply distance, and such smart management functions as QVLAN, link aggregation, QoS, and MAC address binding make construction easier and faster, reducing investment to the greatest extent.

Typical Application



Specifications

Hardware	
Product Model	G3310P-8-150W
Network Standard	IEEE 802.3, IEEE 802.3u, IEEE 802.3ab, IEEE 802.3x, IEEE 802.3z, IEEE 802.1p, IEEE 802.1q, IEEE 802.1w, IEEE 802.1d, IEEE 802.3af, IEEE 802.3at
LED Indicator	1 Link/Ack LED indicator for each port 1 PoE Max LED indicator for each device 1 Power LED indicator for each device 1 SYS LED indicator for each device
Fixed Port	8 x 10/100/1000 Base-T Ethernet ports (Data/Power) 2 x 100/1000 Base-X SFP ports
Port Lightning Protection	≥6 kV
Forwarding Mode	Store and forward
Switching Capacity	20 Gbps
Packet Forwarding Rate	14.9 Mpps
MAC Address Table	8K
PoE Power Supply	Ports 1 to 8 support 802.3af/at standard 1 2 4 5 +, 3 6 7 8 -
Input Voltage	AC: 100-240V 50/60Hz
Dimensions (L * W * H)	294 mm * 179.6 mm * 44 mm
Whole Switch Power Consumption	Whole switch power consumption: <150W; Maximum PoE output power: 130W
Operating Environment	Operating temperature: 0°C - 45°C Storage temperature: -40°C - 70°C Operating humidity: (10% - 90%) RH, non-condensing Storage humidity: (5% - 90%) RH, non-condensing
Software Specifications	
PoE Power Supply Management	Port PoE configuration and power supply priority configuration supported PoE over-temperature protection supported Smart graphical management and PoE-powered device detection supported (port status, power assignment, and PoE-powered device status)
Security Features	MAC address binding supported
VLAN	IEEE 802.1Q VLAN supported
Port Aggregation	Static aggregation supported Dynamic aggregation supported
Spanning Tree	IEEE 802.1w RSTP (Rapid Spanning Tree Protocol) supported

Specifications

Software Specifications

Port Mirroring	N: 1 port mirroring supported
QoS	FIFO (First-In, First-Out) supported SP (Strict Priority) supported WP (Weighted Priority) supported
Loading & Upgrade	HTTP upgrade supported Configuration import and export supported
Management & Maintenance	IP-COM IMS app management supported Web UI management supported IMS Cloud management supported
Certificates	CCC, FCC, CE, RoHS



IP-COM NETWORKS CO.,LTD.

Tower E3, No.1001, Zhongshanyuan Road,
Nanshan District, Shenzhen, China. 518052
Service: info@ip-com.com.cn
Inquiry: marketing@ip-com.com.cn
Tel: +86-755-27653089